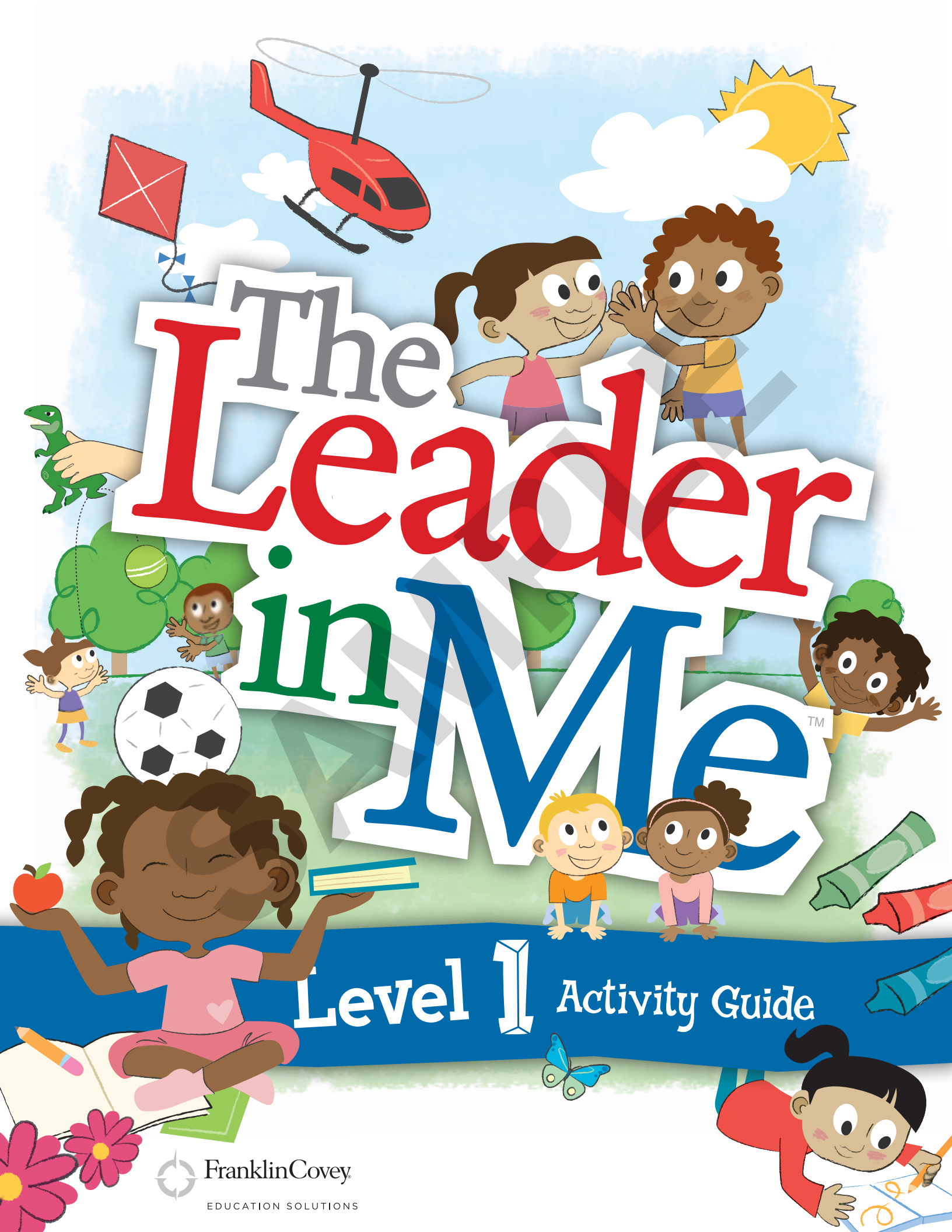
The Leader in Me™
Level 1 Activity Guide
FranklinCovey
EDUCATION SOLUTIONS



Dear Parents and Guardians,

Our class has chosen to use this activity guide, *The Leader in Me,* as an introduction to personal leadership. All students have the capacity to lead in their own lives and affect those around them by making positive choices. *The Leader in Me* provides students with activities to help them learn practical character and life skills that will lead to those positive choices. Written to appeal to their age level, students are presented with fun activities designed to get them thinking.

Your children are about to embark on an exciting journey and our hope is that you will ask them how they are doing along the way. This activity guide gives you an opportunity to engage, hands-on, in what they are learning and will lead to many "teachable moments." Having your children reteach the content to you will give them an even deeper understanding and will give all of you an opportunity to learn together!

SAMPLE

©FranklinCovey. All rights reserved.

STUDENT EDITION

Table of Contents

SAMPLE

Welcome

Who Is a Leader? ..... Page 4
The 7 Habits ..... Pages 5–6
Leadership Tools ..... Page 7
How to Use this Activity Guide ..... Page 8

Foundation

Habits ..... Page 9
Paradigms ..... Page 10
Principles ..... Page 11

Habits

Habit 1 – Be Proactive ..... Pages 12–17
Habit 2 – Begin With the End in Mind ..... Pages 18–23
Habit 3 – Put First Things First ..... Pages 24–29
The 7 Habits in Action: Habits 1–3 ..... Pages 30–31
Habit 4 – Think Win-Win ..... Pages 32–37
Habit 5 – Seek First to Understand, Then to Be Understood ..... Pages 38–43
Habit 6 – Synergize ..... Pages 44–49
The 7 Habits in Action: Habits 4–6 ..... Pages 50–51
Habit 7 – Sharpen the Saw ..... Pages 52–57
The 7 Habits in Action ..... Pages 58–61
The Leader in Me ..... Pages 62–65

©FranklinCovey. All rights reserved.

Welcome!

This activity guide was made just for you! It's called *The Leader in Me* because you have the power to be a leader. It will teach you the habits and tools you need to be a leader.



WHO IS A LEADER?

Leaders make good choices.
Leaders plan.
Leaders get along with others.
Leaders uses their talents and strengths to solve problems.

WHO CAN BE A LEADER?

Everyone has the power to be a leader— including you!

WHAT ARE THE HABITS AND TOOLS TO BE A LEADER?

Learning about the 7 Habits will help you to be the leader of you.
This book will teach you about the 7 Habits.
This book will teach you about leadership tools.

SAMPLE

©FranklinCovey. All rights reserved.

WHAT ARE THE 7 HABITS?

HABIT 1 – Be Proactive®

I am a responsible person. I take initiative. I choose my actions, attitudes, and moods. I do not blame others for my wrong actions. I do the right thing without being asked, even when no one is looking.

HABIT 2 – Begin With the End in Mind®

I plan ahead and set goals. I do things that have meaning and make a difference. I am an important part of my classroom and contribute to my school's mission and vision. I look for ways to be a good citizen.

HABIT 3 – Put First Things First®

I spend my time on things that are most important. This means I say no to things I know I should not do. I set priorities, make a schedule, and follow my plan. I am disciplined and organized.

HABIT 4 – Think Win-Win®

I balance courage for getting what I want with consideration for what others want. When conflicts arise, I look for a win-win solution.

HABIT 5 – Seek First to Understand, Then to Be Understood®

I listen to other people's ideas and feelings. I try to see things from their viewpoint (paradigm). I listen to others without interrupting. I listen with my ears, my eyes, and my heart. I am confident voicing my ideas.

HABIT 6 – Synergize®

I value other people's strengths and learn from them. I get along well with others, even people who are different than me. I work well in groups. I seek out other people's ideas because I know that by teaming with others, we can create better solutions than any one of us can alone. I look for Third Alternatives.

HABIT 7 – Sharpen the Saw®

I take care of my body by eating right, exercising, and getting sleep. I learn in lots of ways and lots of places, not just at school. I spend time with family and friends. I take time to find meaningful ways to help people. I balance all four parts of myself.

SAMPLE

©FranklinCovey. All rights reserved.

The 7 Habits® Tree

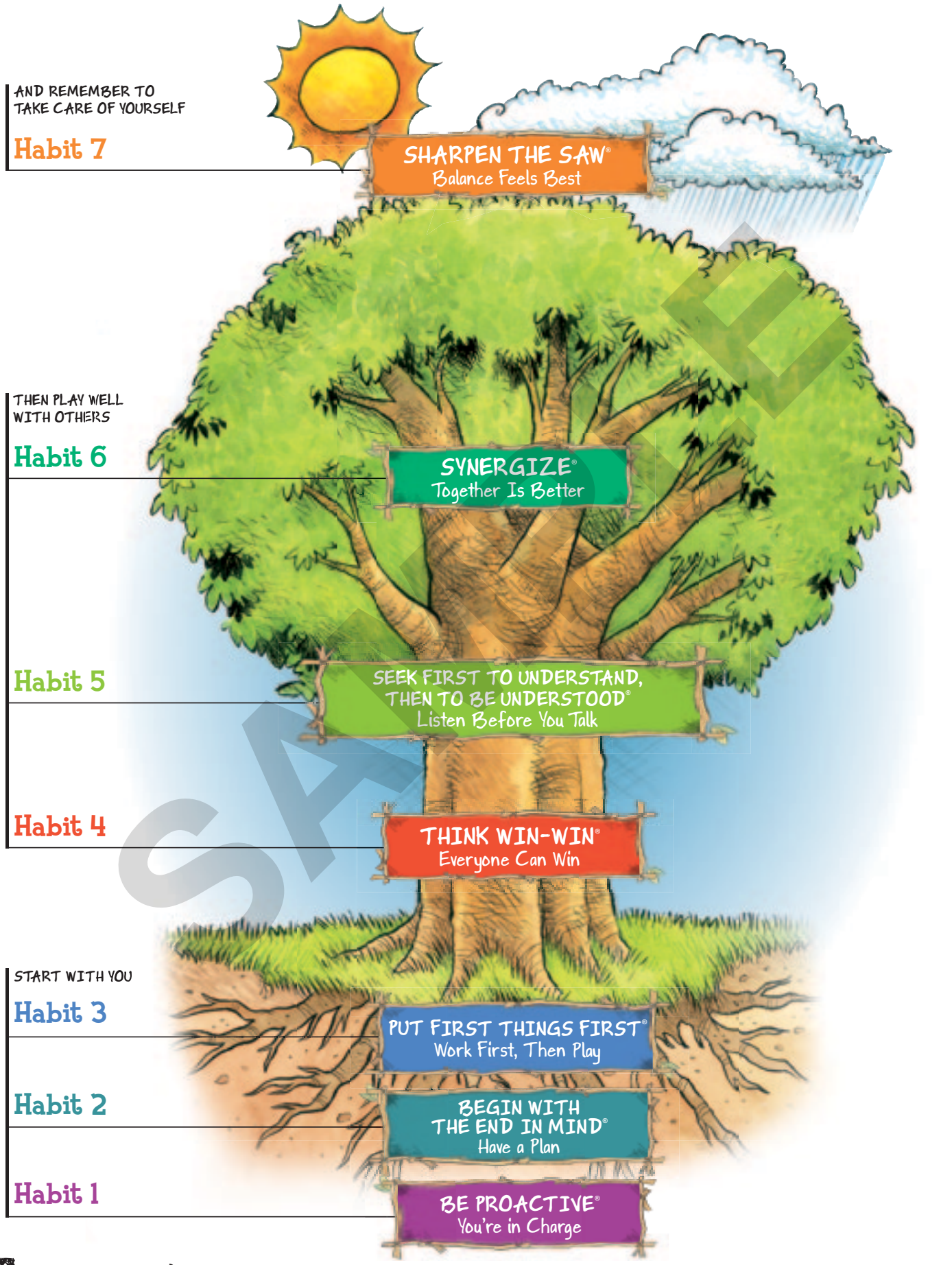

SAMPLE

©FranklinCovey. All rights reserved.

WHAT ARE LEADERSHIP TOOLS?

As you go through this activity guide, you will see some of the tools below. These are fun tools that help you think, organize, and solve problems.

Prioritizer

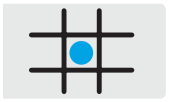

Lotus Diagram

Goal Planner

Gantt Chart

Stop and Think Chart

Plus/Delta Chart

Line Chart

Flowchart

Circle of Control

Venn Diagram

Brainstormer

Fishbone Diagram

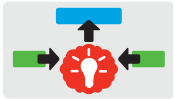

Synergizer

Bar Chart

SAMPLE

©FranklinCovey. All rights reserved.

HOW TO USE THIS ACTIVITY GUIDE

The Leader in Me will help you discover how to be the leader of you. It will help you develop habits that you can use for the rest of your life. If you have a choice to make or a friend you're not getting along with, you can use the 7 Habits to help you.

The Leader in Me will teach you how to:

1. Think about your choices before you make them.
2. Plan ahead.
3. Get along with others.
4. Use your strengths and talents to solve problems.

This is your activity guide, so write in it, draw in it, and have fun with it!

For more fun activities, you can go to **www.TheLeaderInMe.org.**

SAMPLE

©FranklinCovey. All rights reserved.

HABIT 1 Be Proactive®

ACTIVITY 1

What are some of the toys you like to play with?

What are some books you like to read?

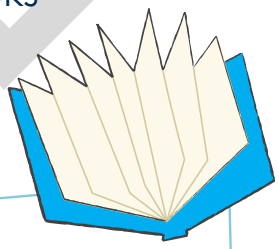

Write the name of the toy or the book and draw a picture of it.

When you are done with your toy, who puts it away?

When you are done with your book, who puts it away?

SAMPLE

©FranklinCovey. All rights reserved.

ACTIVITY 2

This is a **Stop and Think Chart**. It helps you stop and think before you act.

Stop and Think Chart

Your teacher is not happy. The room is messy.

You help out by cleaning up papers on the floor.

Draw a picture of you being a leader and cleaning up papers on the floor.

SAMPLE

©FranklinCovey. All rights reserved.

HABIT 1 Be Proactive

I am a responsible person. I take initiative. I choose my actions, attitudes, and moods. I do not blame others for my wrong actions. I do the right thing without being asked, even when no one is looking. I am the leader of me.

SAMPLE

©FranklinCovey. All rights reserved.

ACTIVITY 3

Plus/Delta Chart

Use the **Plus/Delta Chart** to draw yourself being proactive.

Draw a picture of you not being proactive.

PROACTIVE

Example: Raised your hand to answer a question.

NOT PROACTIVE

Example: Forgot your homework at home.

SAMPLE

©FranklinCovey. All rights reserved.

EXAMPLE:

I am proactive when...

I greet the visitor to our classroom.

ACTIVITY 4

Think of ways you have been proactive at school. Write or draw them in the **Brainstormer**.

PROACTIVE AT SCHOOL!

I am proactive when...

_____

_____

_____

_____

_____

_____.

I am proactive when...

SAMPLE

©FranklinCovey. All rights reserved.

ACTIVITY 5

Draw a picture of you being proactive at home.

SAMPLE

I am proactive at home when...

_____

_____ .

©FranklinCovey. All rights reserved.

SAMPLE

The Leader in Me™

great happens here

7 5 6 8 9

The Leader in Me Level 1
Activity Guide

Made in U.S.A.
© 2008 FranklinCovey

FranklinCovey
EDUCATION SOLUTIONS

© FranklinCovey. All rights reserved.

EDU080254 Version 1.2.7